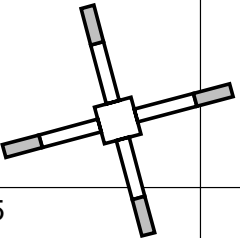
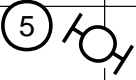




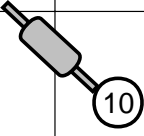


SAFETY.

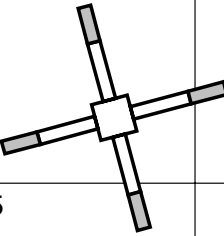

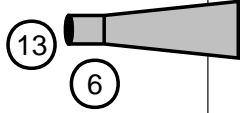

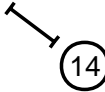
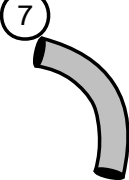

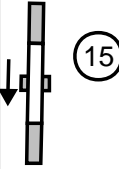
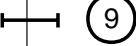
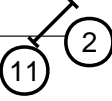
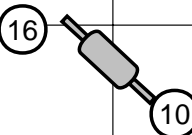
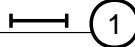
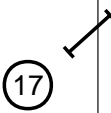
Take a look at the course below and decide if the Judge has set a safe course or not. Why not? How could you improve it?

	5	10	15	20	25	
	LIST the unsafe aspects that you can see on this course. Then decide how you would make the course safer.					
30		(5)		(13)	(7)	30
						
25						25
	(4)					(8)
20					(14)	20
		(12)				(9)
15						15
			(11)	(16)		10
10			(2)			10
				(1)	(17)	
5						5
	5	10	15	20	25	

Did you identify all the unsafe areas on the course?

5		10		15		20		25		
LIST the unsafe aspects that you can see on this course.										
Then decide how you would make the course safer.										
30										30
25										25
20										20
15										15
10										10
<p>1. angle of 1 and 17 creates a problem at start/finish with dogs running towards each other.</p> <p>2. angle from long jump to crossover could be a hazard if wet</p> <p>3. angle through tyre is unsafe</p> <p>4. Collapsible tunnel too close to flexi, dogs cant see as they come out and could bang into tunnel.</p> <p>5. Jump 1 in landing area for Jump 10/16</p> <p>6. Jump 14 creates horrible angle to seesaw</p>										
5		10		15		20		25		

Some possibilities for making the course safer.... What ones did you get?

	<p>LIST the unsafe aspects that you can see on this course.</p> <p>Then decide how you would make the course safer.</p>	20	25	
30				30
25				25
20				20
15				15
10	<p>Some ideas.</p> <ol style="list-style-type: none"> 1. Move jump 1 2. Move and change angle of long jump 3. Change angle of tyre 4. Move tunnel 5. Move jump 14 6. Move or change angle of Jump 17 			10
5				5
5	10	15	20	25