

# New Zealand Kennel Club

## ELEMENTARY

## Course Plans



Revision July 2012

# NZKC Elementary ~ COURSES~ LEGEND



Hurdles

Hurdles always have two bars and are usually set at less than maximum height



Brush Jump

Brush jump - as for hurdles



Long Jump

Long jump usually set less than maximum length and must have corner poles



Weaves

4-6 poles must be used in Elementary A, none in Elementary B



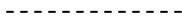
Flexible/Pipe Tunnel



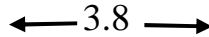
Collapsible Tunnel



Obstacle Numbers



Non-measurement Alignment Line



Measured Distances

Start/Finish Timers - Electronic Timing should be used where possible. If hand-held timing is utilised, timing must still be taken from first and last obstacle as shown on the plan.

Course measuring - The course should be measured for length as if the dog was running on the handlers left hand side.

Individual measurements should be as close as possible to that given, however a plus or minus variance of 0.25 meter is acceptable

SCT – this is set at 2 m/s

## **COURSES.**

There are six plans for Elementary A and six plans for Elementary B. Each Elementary pair is nested, for ease of running an event. eg. A1 and B1 – the only differences are the use of the weave or long jump.

## **RING SIZE AND ASSEMBLY AREAS.**

The courses are designed as 30m x 30m so that they will fit into any standard ring size 30m x 40m with either start/finish on the short or long side of the ring. Orientate the course and use assembly areas as per usual.

## **JUDGES OF ELEMENTARY CLASS (\*)**

Judges of any Elementary class can be any person not being a disqualified person under the Rules or Regulations of the NZKC. If the judge for Elementary classes is not a member of the Agility Judges Panel, they must use a standard Elementary Course drawn from the standard courses supplied by the NZKC Agility Committee.

If you are a person that is not on the agility judges panel, it is recommended that you seek the advice and mentorship of a Judge when officiating Elementary as regards choice of course, the course set up and judging queries. A judging path has been recommended for each course (see plans).

## **ELIGIBILITY TO ENTER (\*)**

**Elementary B** – Open to new handlers who are handling new dogs.

A new handler is defined as the handler never having won an Elementary on a clear round, placed 1st to 3rd in any other standard agility class on a clear round or attained the title of AD or JD with any dog.

A new dog is defined as one which has never won an Elementary class on a clear round, placed 1st to 3rd in any other agility standard class on a clear round or attained the title of AD or JD.

Dogs winning Elementary B on a clear round are then eligible for Elementary A.

**Elementary A** – Open to new dogs (may have experienced handler).

A new dog is defined as one which has never won an Elementary A class on a clear round, placed 1st to 3rd in any other standard agility class on a clear round or attained the title of AD or JD

### **Exclusions**

- Dogs may not be entered in both Elementary B and Elementary A.
- Dogs entered in Elementary B or A may not also be entered in the Novice class at the same event.

## **OBSTACLES**

Elementary B : no hoop or weaving poles are to be used.

Elementary A : no hoop is to be used. must contain one set of either 4 or 6 weaving poles.

### **Number of Obstacles**

Courses for Elementary classes must comprise a minimum of 10 and a maximum of 15 numbered standard obstacles. All obstacles must be numbered and run in sequence.

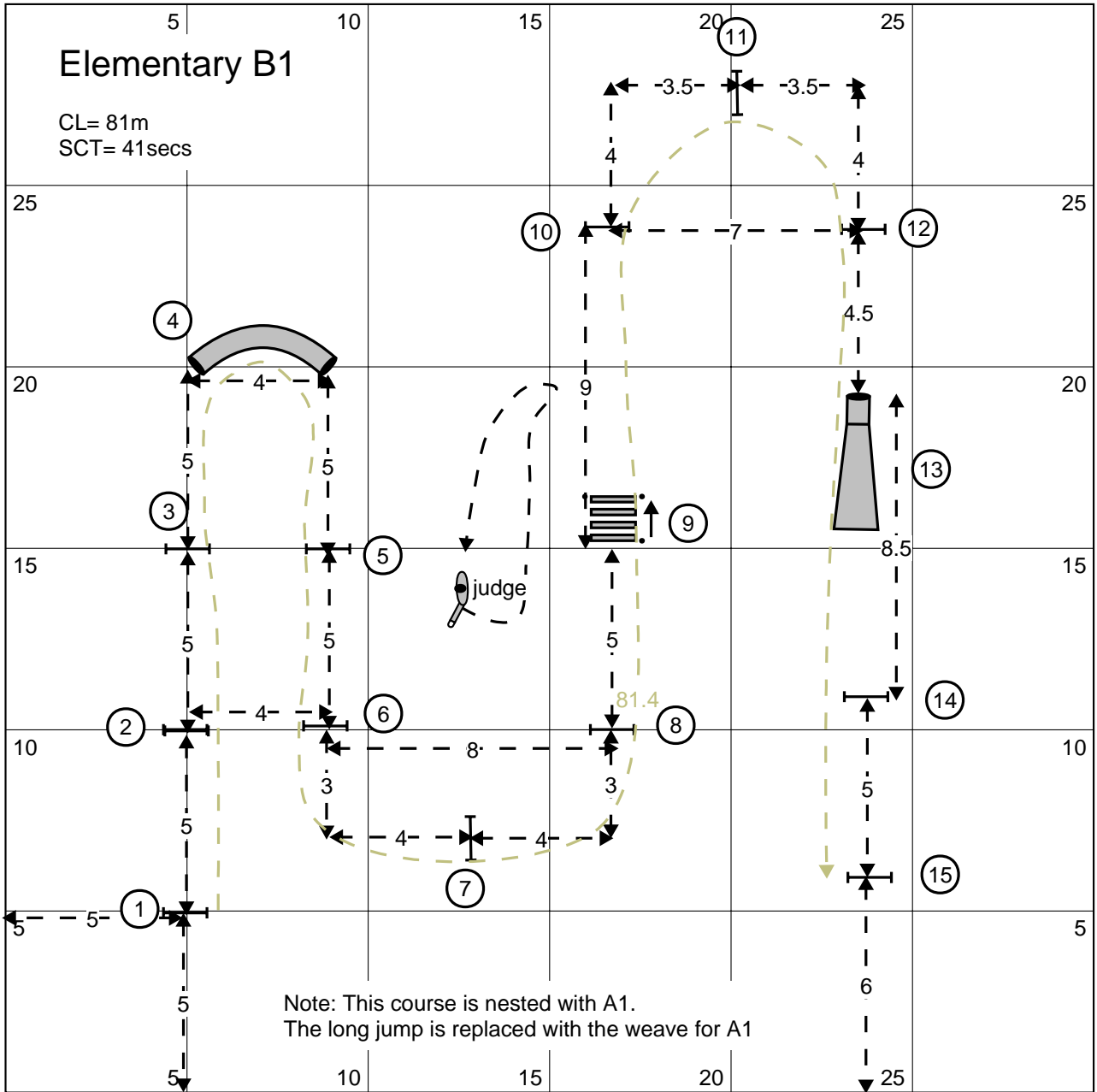
### **Scoring the Weaving Poles**

The provisions of Agility Regulations 13.5.4.9 and 13.6.3.8 (all) shall not apply in Elementary classes. No faults or refusals but the weave must be completed correctly. Failure to do so will result in elimination.

**\* Read the regulations for the most up to date information on Elementary classes.**

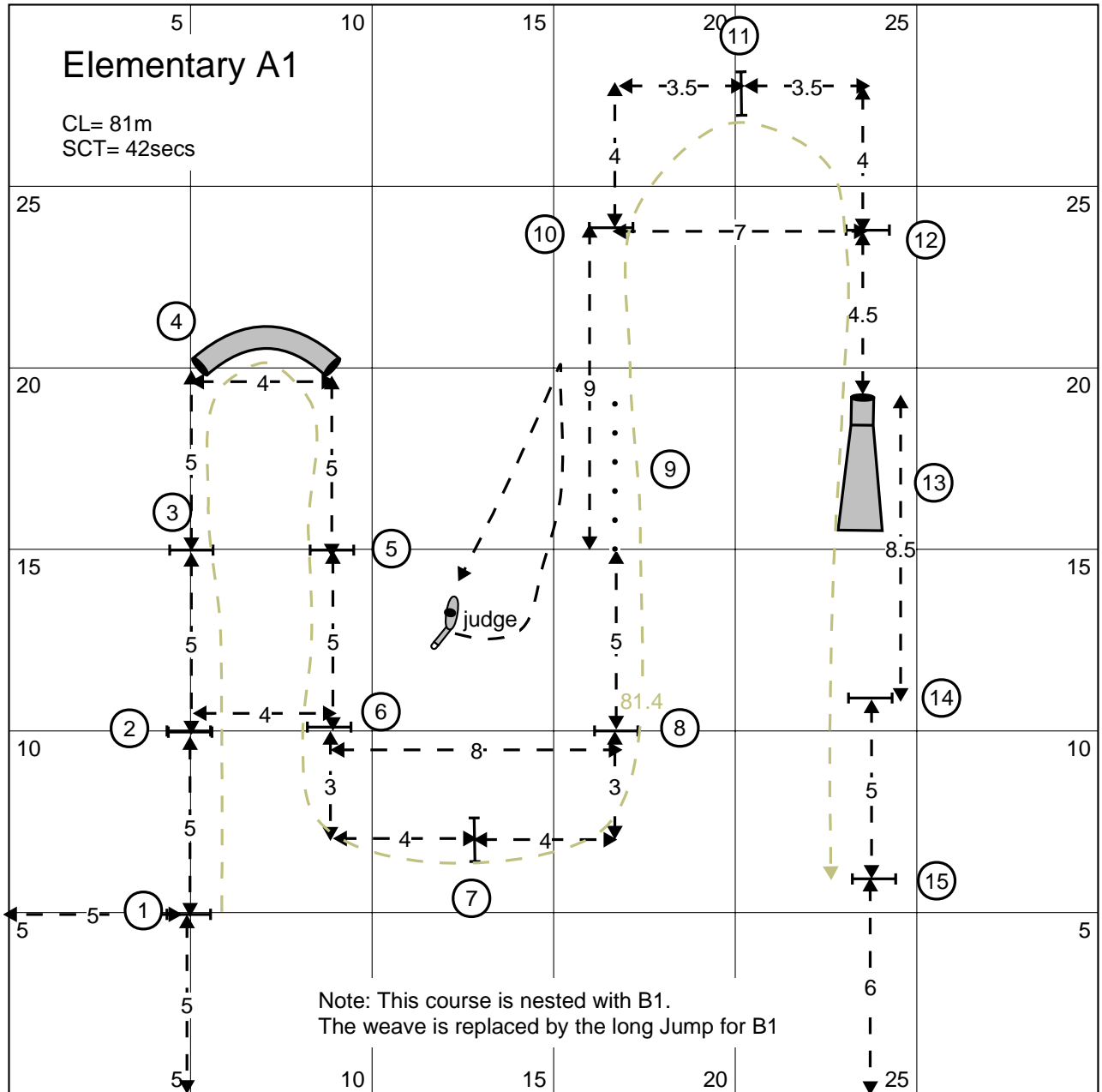
# Elementary B1

CL= 81m  
SCT= 41secs



# Elementary A1

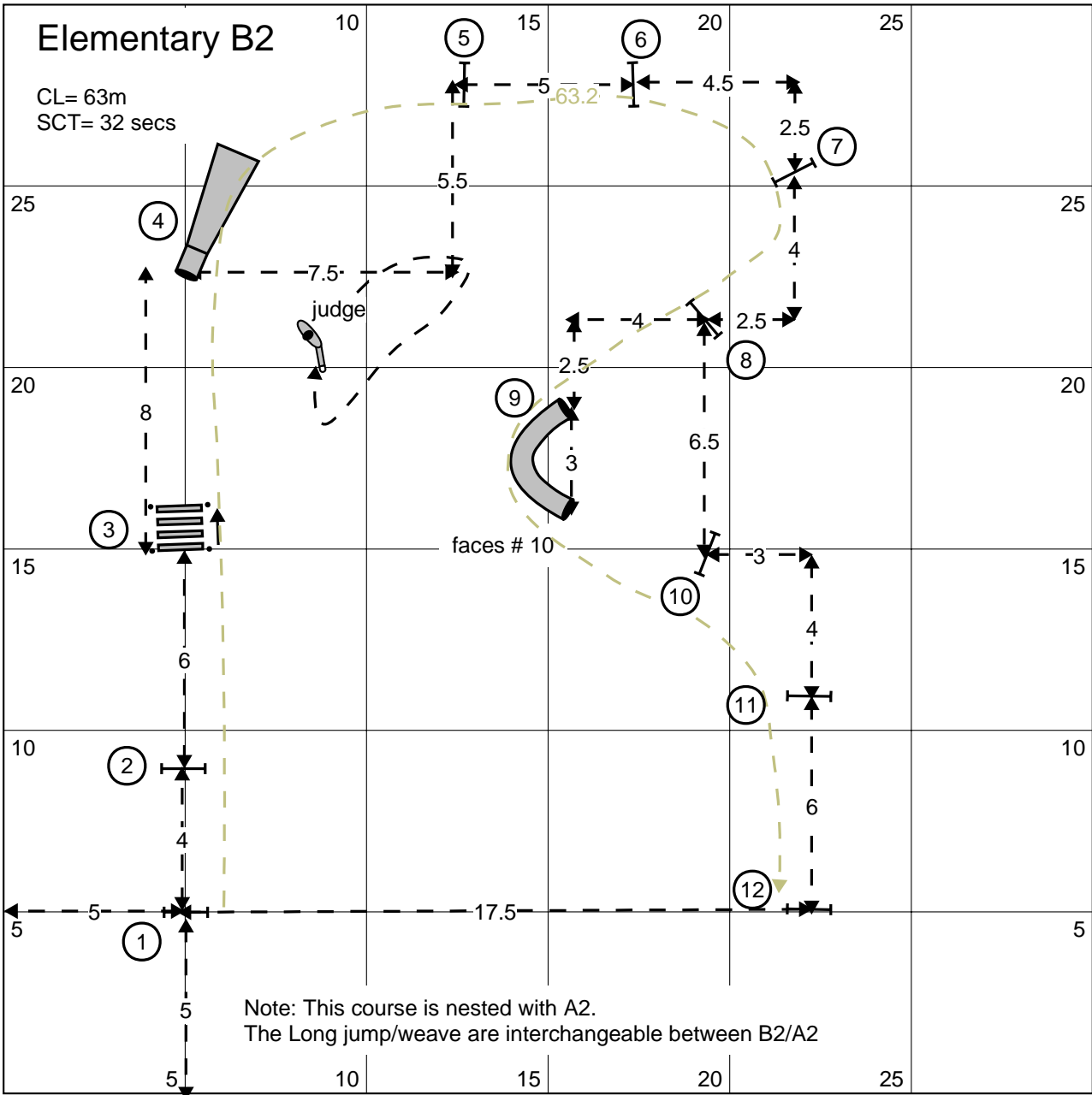
CL= 81m  
SCT= 42secs



Note: This course is nested with B1.  
The weave is replaced by the long Jump for B1

# Elementary B2

CL= 63m  
SCT= 32 secs

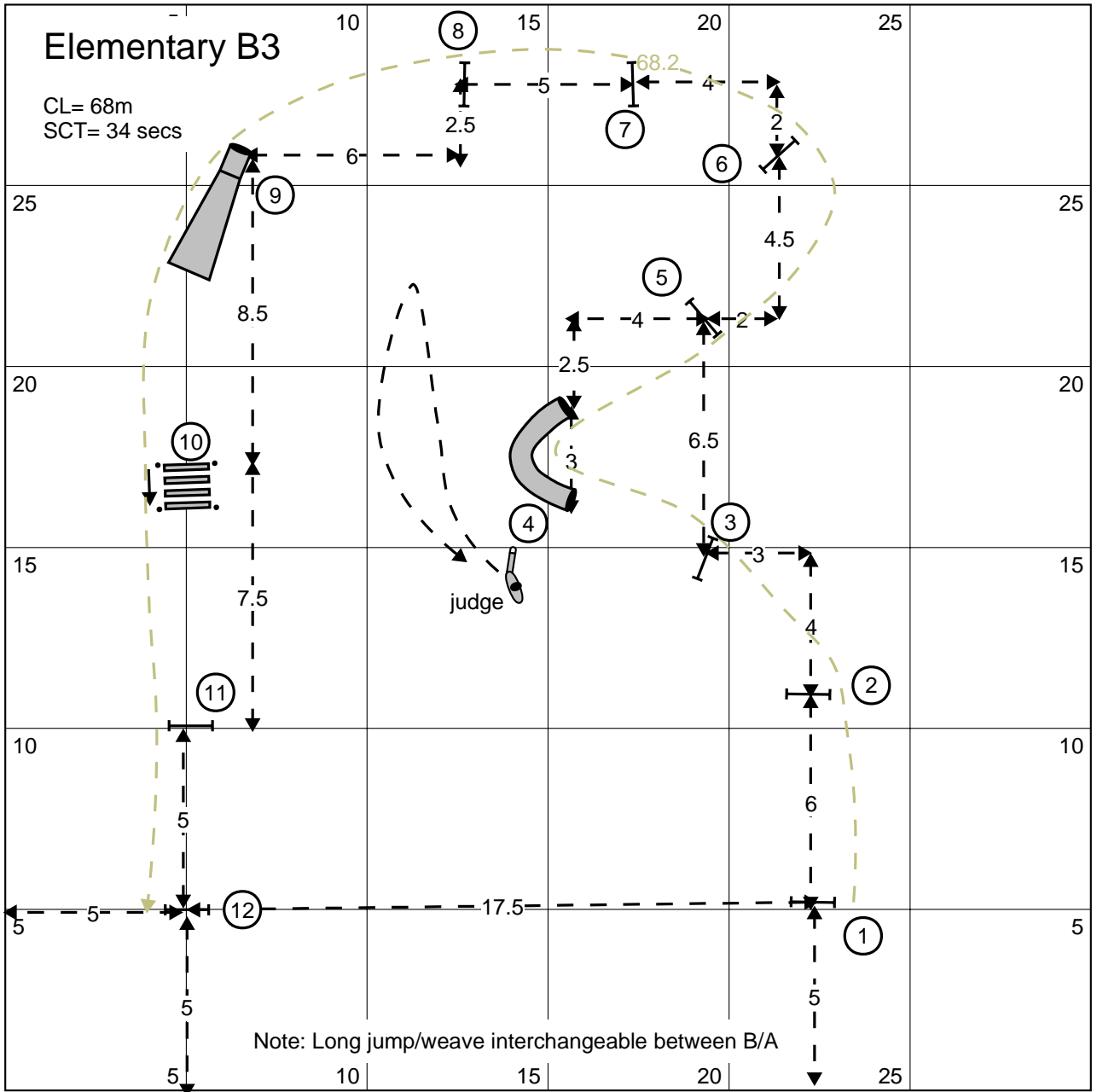


Note: This course is nested with A2.  
The Long jump/weave are interchangeable between B2/A2



# Elementary B3

CL= 68m  
SCT= 34 secs

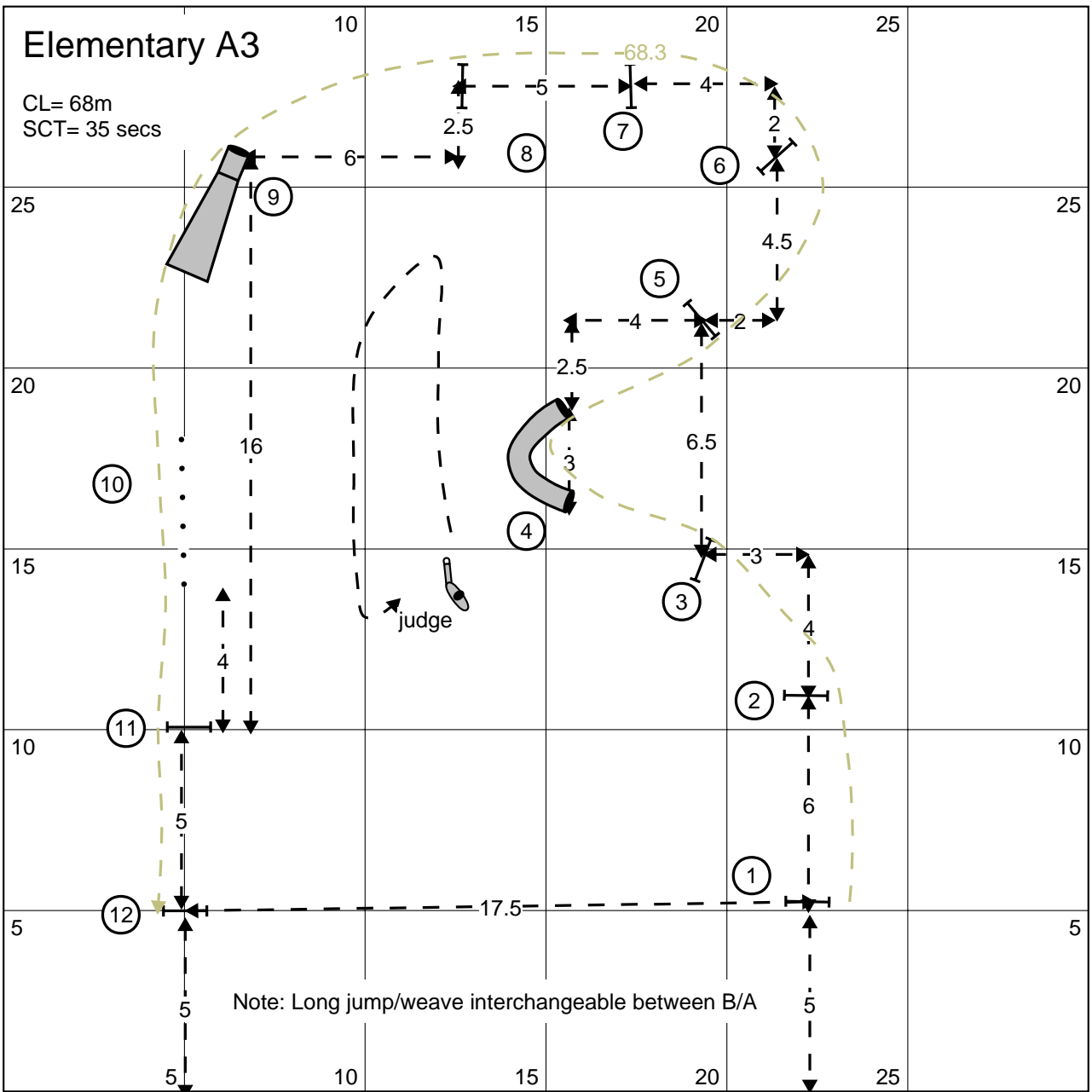


Note: Long jump/weave interchangeable between B/A



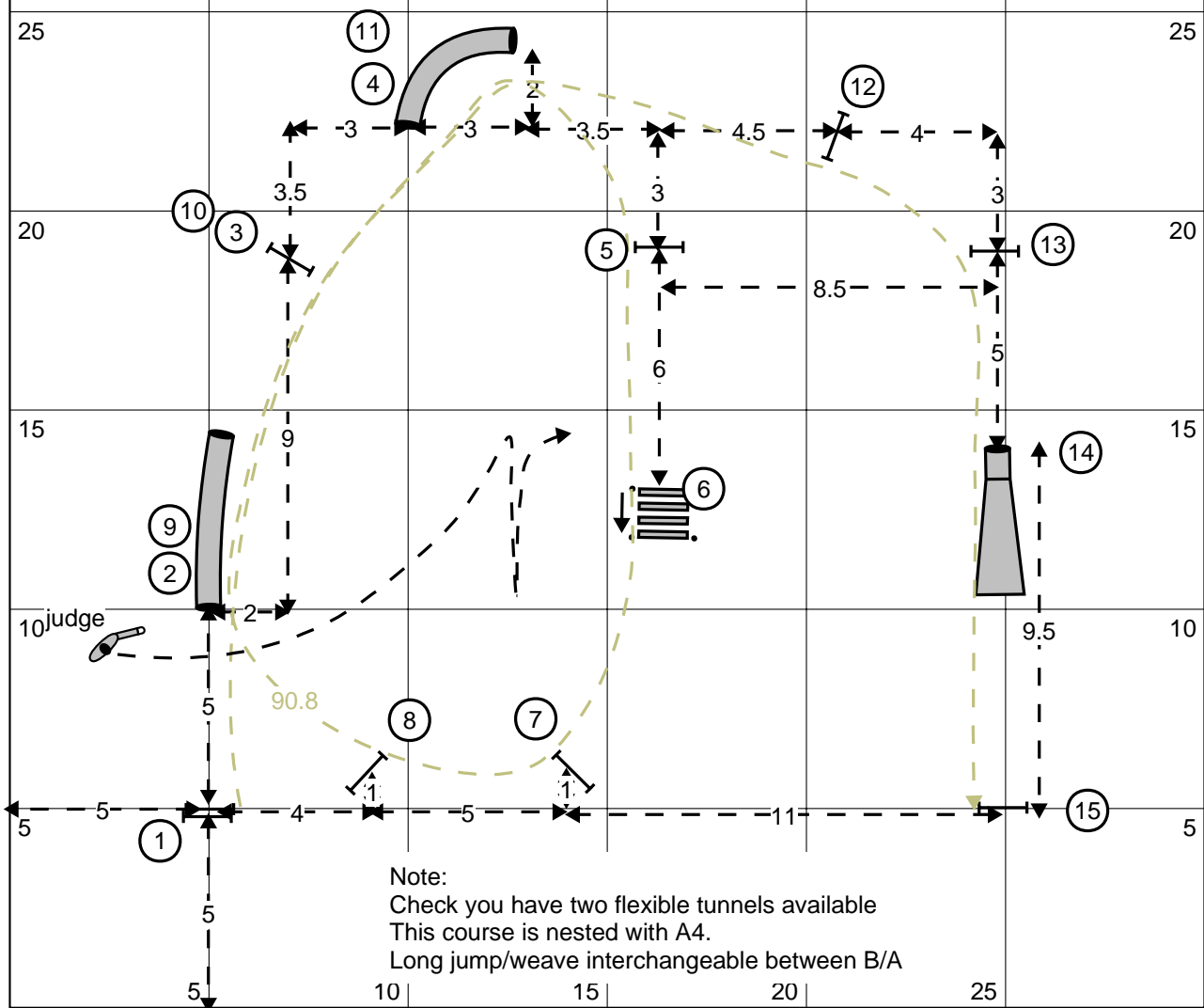
# Elementary A3

CL= 68m  
SCT= 35 secs



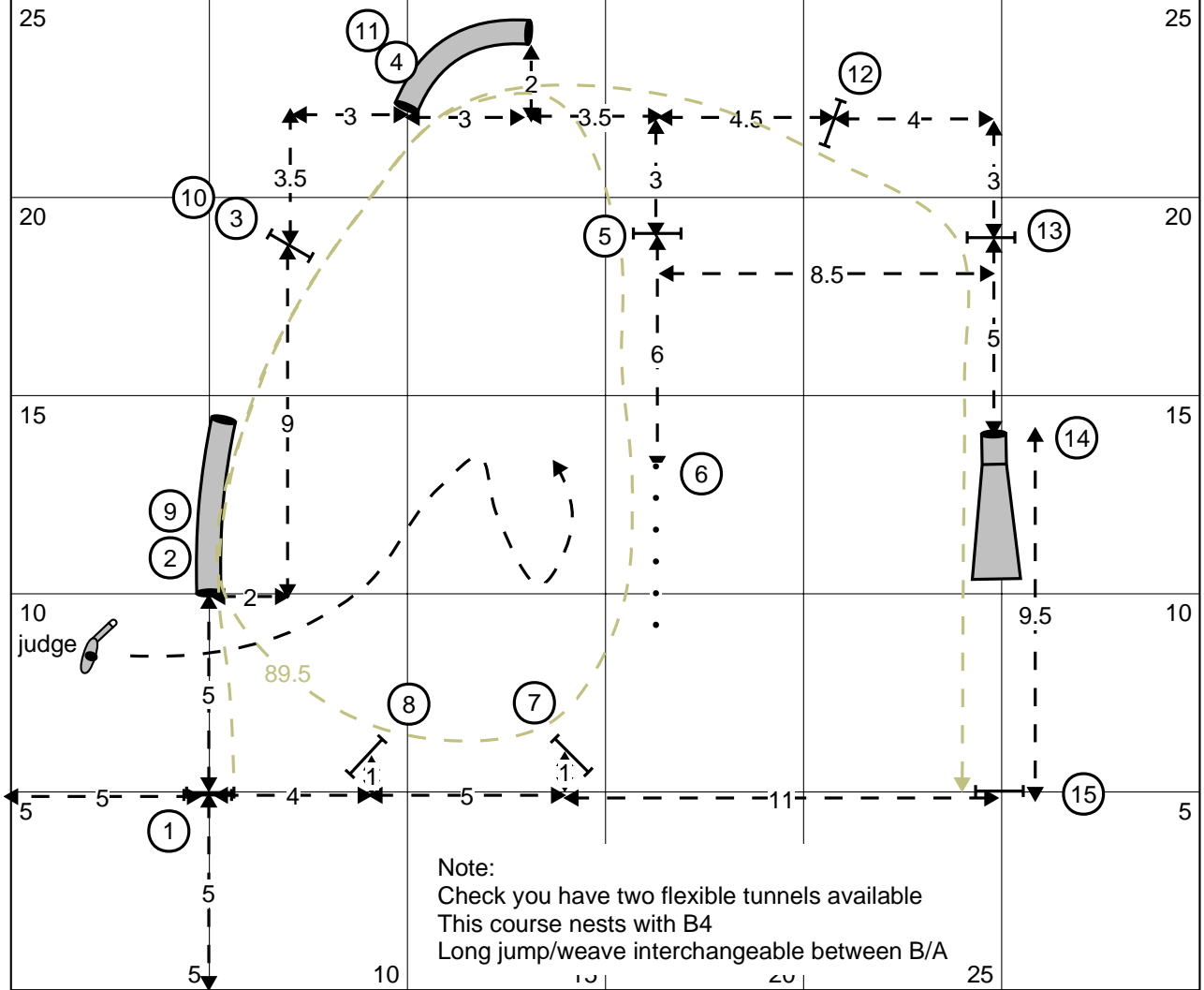
# Elementary B4

CL= 90 m  
SCT= 45 secs



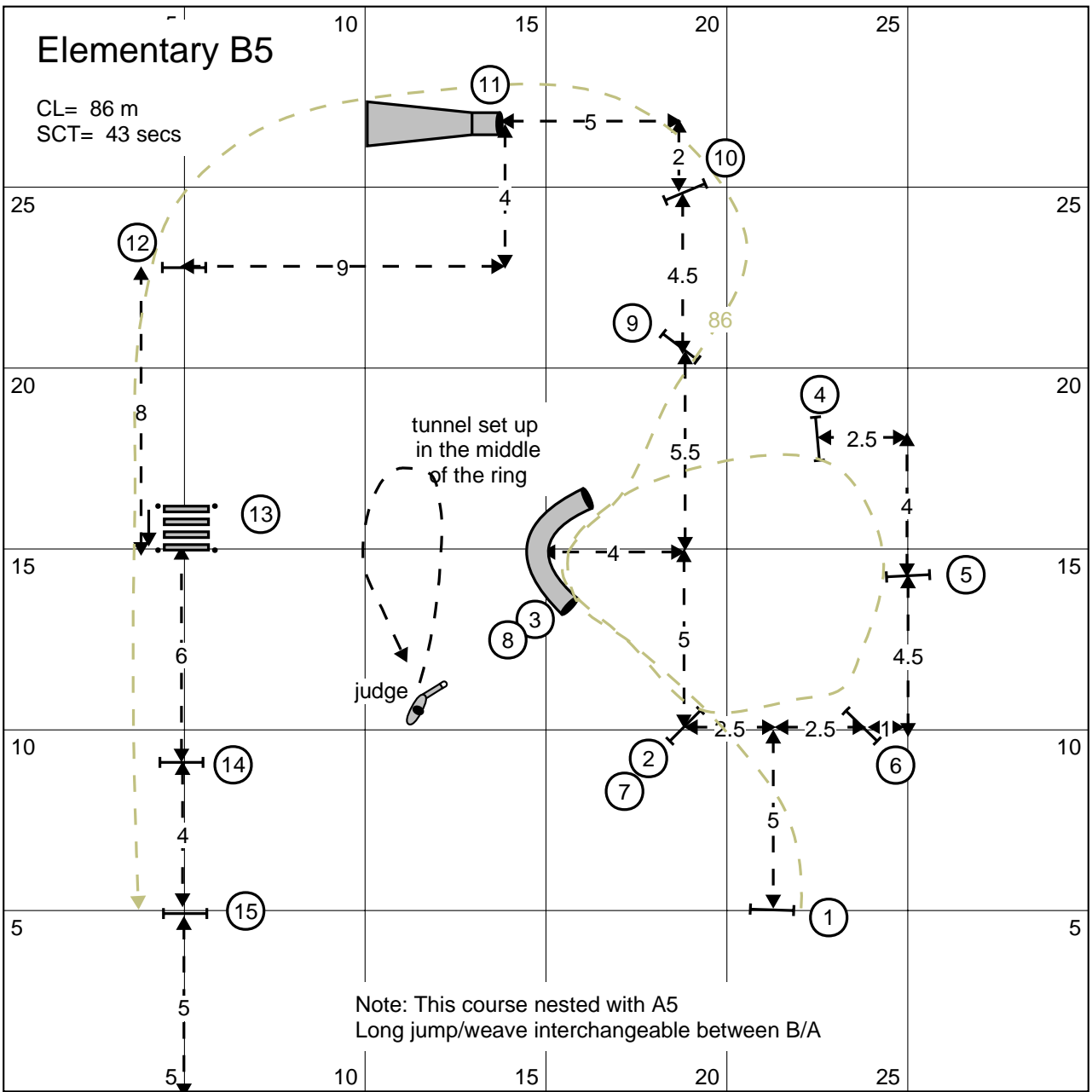
# Elementary A4

CL= 89 m  
SCT= 46 secs



# Elementary B5

CL= 86 m  
SCT= 43 secs



# Elementary A5

CL= 86 m  
SCT= 44 secs

