







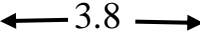




# **ELEMENTARY**

# **Course Plans**

## NZKC Elementary COURSES ~ LEGEND

	Hurdles	Hurdles always have two bars and are usually set at less than maximum height
	Brush Jump	Brush jump - as for hurdles
	Long Jump	Long jump usually set less than maximum length and must have corner poles. Micro 300-600mm, Mini 600-800mm, Medium 800-1100mm, Maxi 1100-1600mm
	Weaves	4-6 poles must be used in Elementary A, none in Elementary B
	Flexible Tunnel	Plan has tunnels of 4.5m length.
	Collapsible Tunnel	
	Obstacle Numbers	
	Non-measurement Alignment Line	
	Measured Distances	

**Start/Finish Timers** - Electronic Timing should be used where possible. If hand-held timing is utilised, timing must still be taken from first and last obstacle as shown on the plan.

**Course measuring** - The course should be measured using current methods. It is a guide to correct layout, and may not be exact. Care should be taken to ensure obstacles are set out correctly in relation to each other, and on correct angles and orientation to the next obstacle.

**Individual measurements** - should be as close as possible to that given, however a small variance due to individual obstacle differences is acceptable.

## **COURSES.**

---

There are six plans for Elementary A and six plans for Elementary B. Each Elementary pair is nested, for ease of running an event. eg. A1 and B1 – the only differences are the use of the weave or long jump.

### **RING SIZE AND ASSEMBLY AREAS.**

The courses are designed as 30m x 30m so that they will fit into any standard ring size 30m x 40m with either start/finish on the short or long side of the ring. Orientate the course and use assembly areas as per usual.

### **JUDGES OF ELEMENTARY CLASS (\*)**

Any person not being a disqualified person under the Rules or Regulations of the NZKC.

Trainee judges and other people who are not on any Agility Judges Panel, must use an Elementary Course drawn from the standard courses supplied by the NZKC Agility Committee. Changes may be made to the course only if approved by a Senior judge on the day.

If you are a person that is not on the agility judges panel, it is recommended that you seek the advice and mentorship of a Judge when officiating Elementary as regards choice of course, the course set up and judging queries. A judging path has been recommended for each course (see plans).

### **ELIGIBILITY TO ENTER (\*)**

**Elementary B** – Open to new handlers who are handling new dogs.

A new handler is defined as the handler never having won an Elementary on a clear round, placed 1st to 3rd in any other standard agility class on a clear round or attained the title of AD or JD with any dog.

A new dog is defined as one which has never won an Elementary class on a clear round, placed 1st to 3rd in any other agility standard class on a clear round or attained the title of AD or JD.

Dogs winning Elementary B on a clear round are then eligible for Elementary A.

**Elementary A** – Open to new dogs (may have experienced handler).

A new dog is defined as one which has never won an Elementary A class on a clear round, placed 1st to 3rd in any other standard agility class on a clear round or attained the title of AD or JD

### **Exclusions**

- Dogs may not be entered in both Elementary B and Elementary A.
- Dogs entered in Elementary B or A may not also be entered in the Novice class at the same event.

### **OBSTACLES**

Elementary B : no hoop or weaving poles are to be used.

Elementary A : no hoop is to be used. Must contain one set of either 4 or 6 weaving poles.

### **Number of Obstacles**

Courses for Elementary classes must comprise a minimum of 10 and a maximum of 15 numbered standard obstacles. All obstacles must be numbered and run in sequence.

### **Scoring the Weaving Poles**

**Faults.**

As per regulation 13.8.1.1 - In Elementary A, Starters, Novice, Intermediate and Senior classes a maximum of one fault may be awarded under Agility Regulation 13.6.3.8.

**13.6.3.8 Weaving Poles**

13.6.3.8.1 The dog entering the weaving poles with the first weaving pole on the dog's right-hand side.

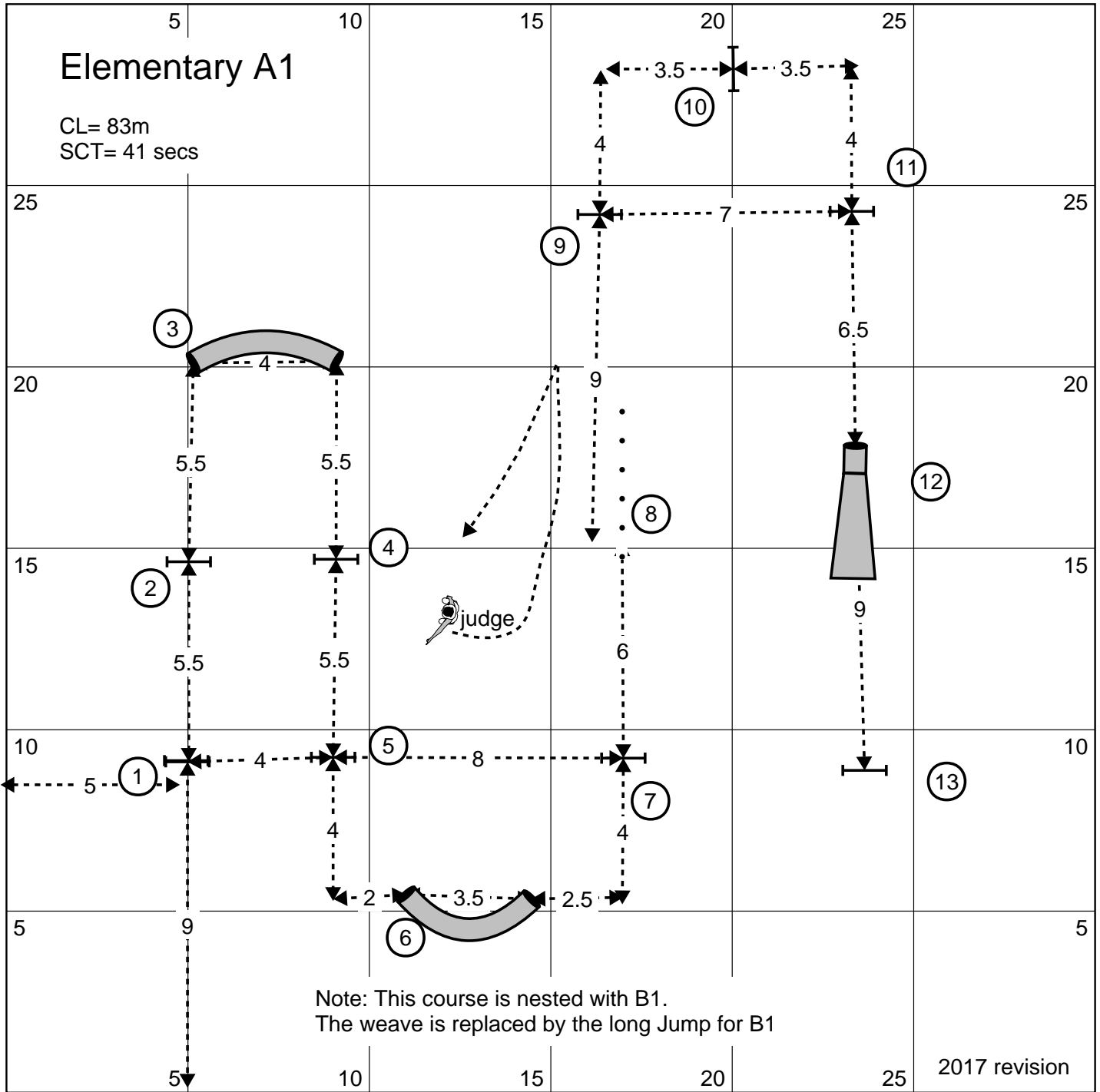
13.6.3.8.2 The dog (once it has correctly entered the weaving poles) failing to complete negotiation of the weaving poles in terms of Agility Regulation 13.3.

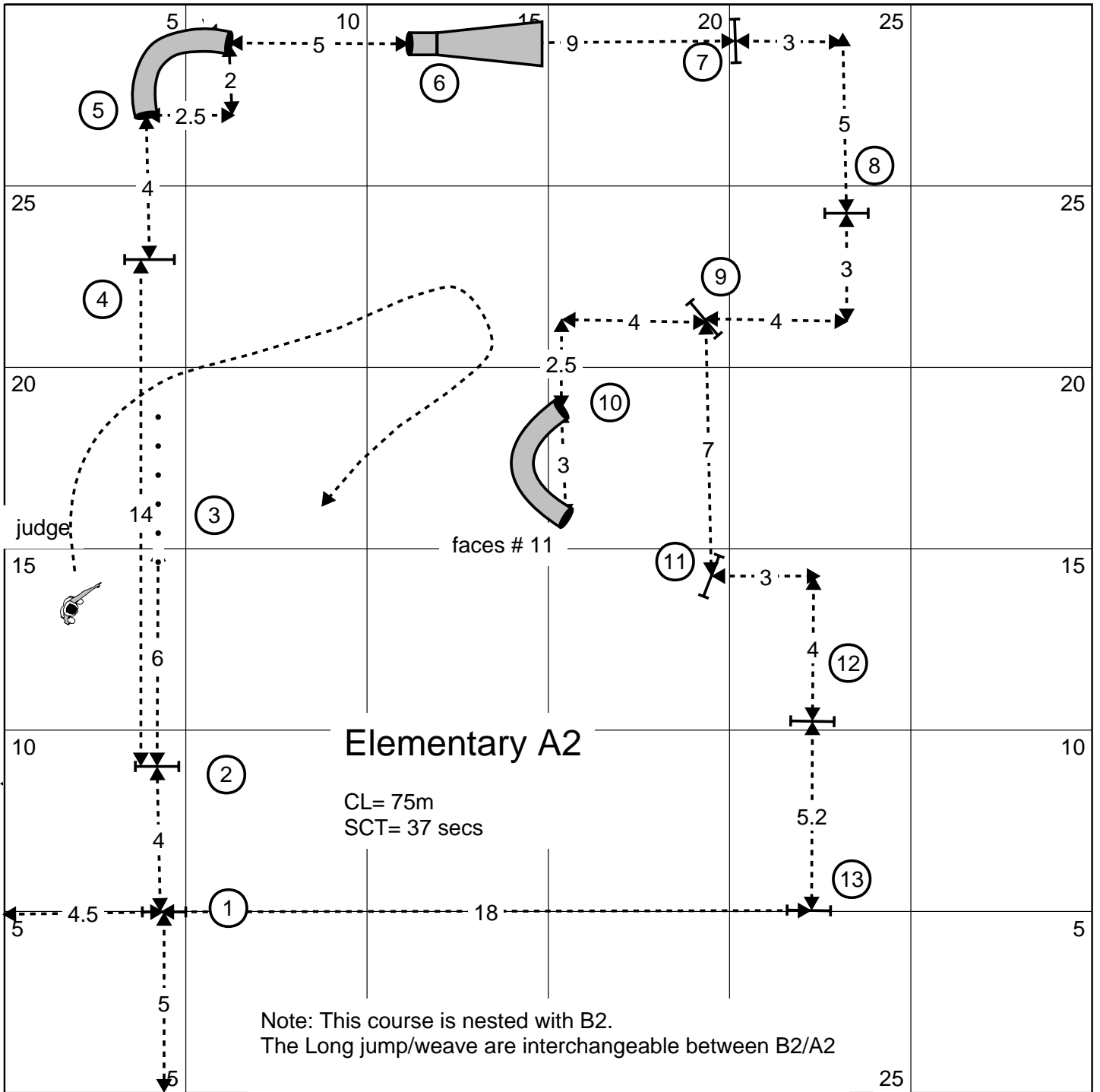
13.6.3.8.3 Any part of the handler's body passing between two weaving poles, or touching a weaving pole.

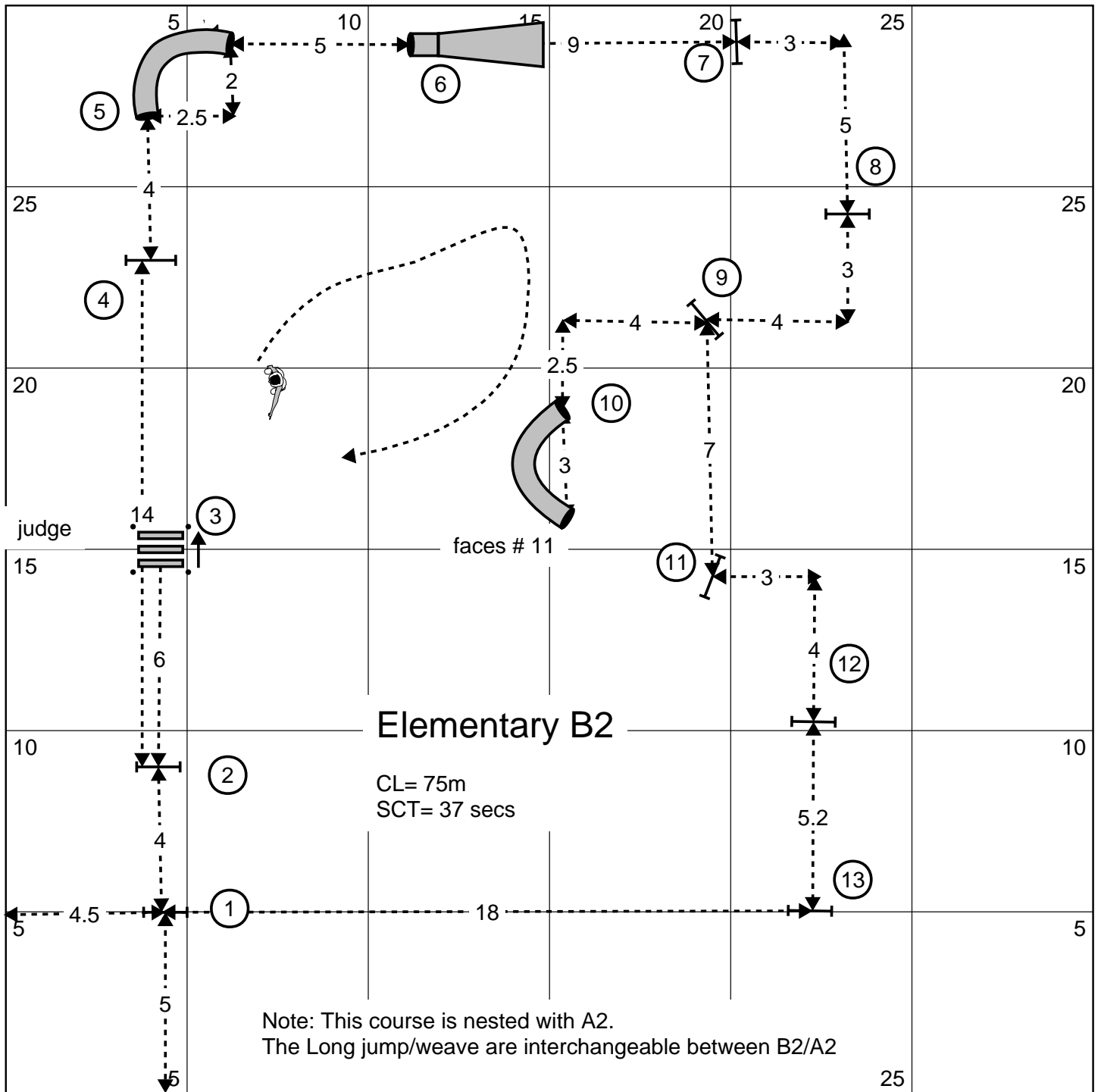
**Refusals.****13.5.4.9 Weaving Poles**

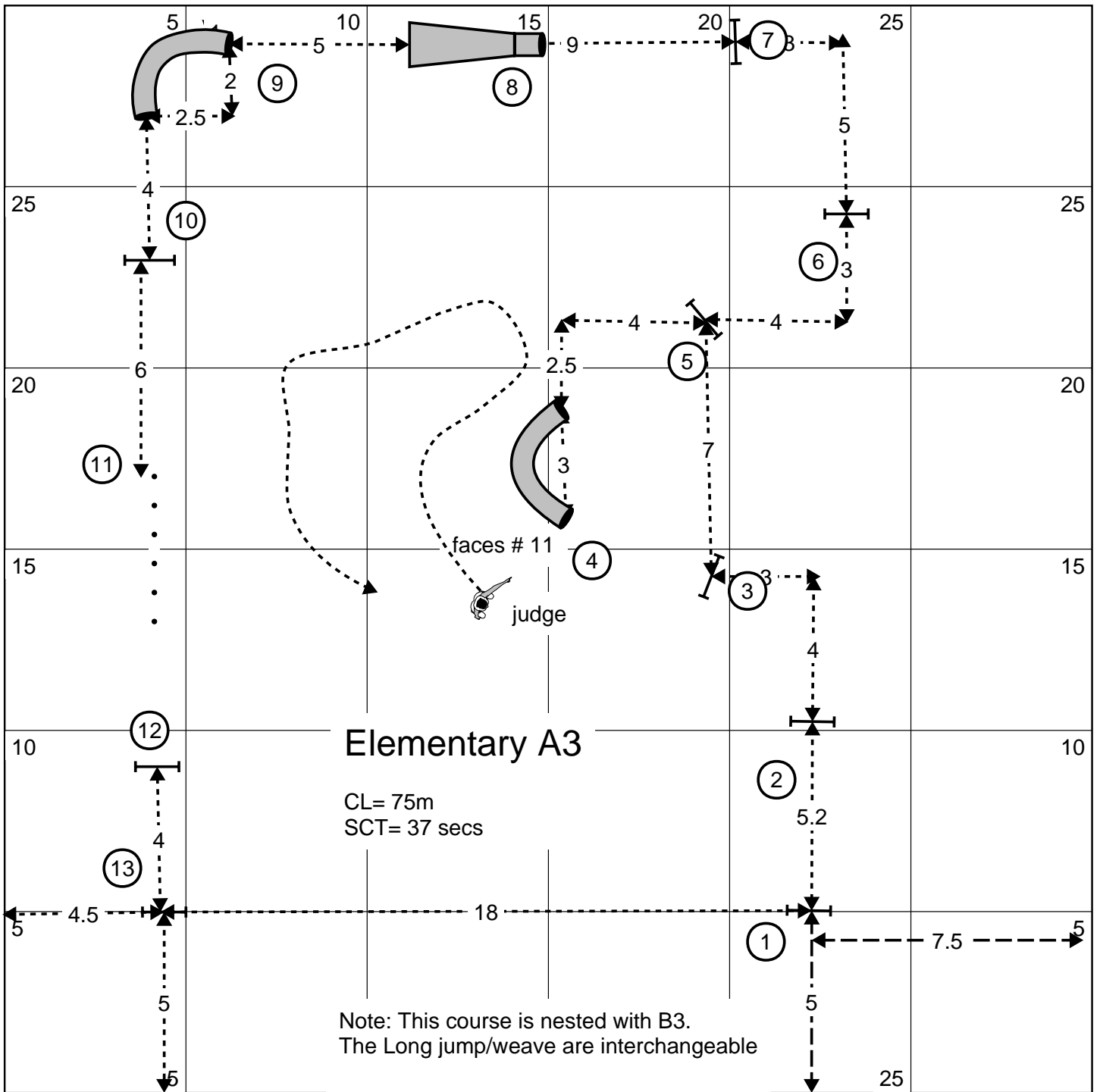
Passing the second weaving pole with no prior attempt to enter the weave. This applies to either side of the weaving poles. No additional refusal or fault will be scored subsequent to having incurred the refusal, until such time as the dog returns to the start of the weaving poles and is re-presented to the obstacle. Subsequent to incurring a refusal, a disqualification may still be assessed in terms of Agility Regulation 13.7.3.

**\* Read the regulations for the most up to date information on Elementary classes.**

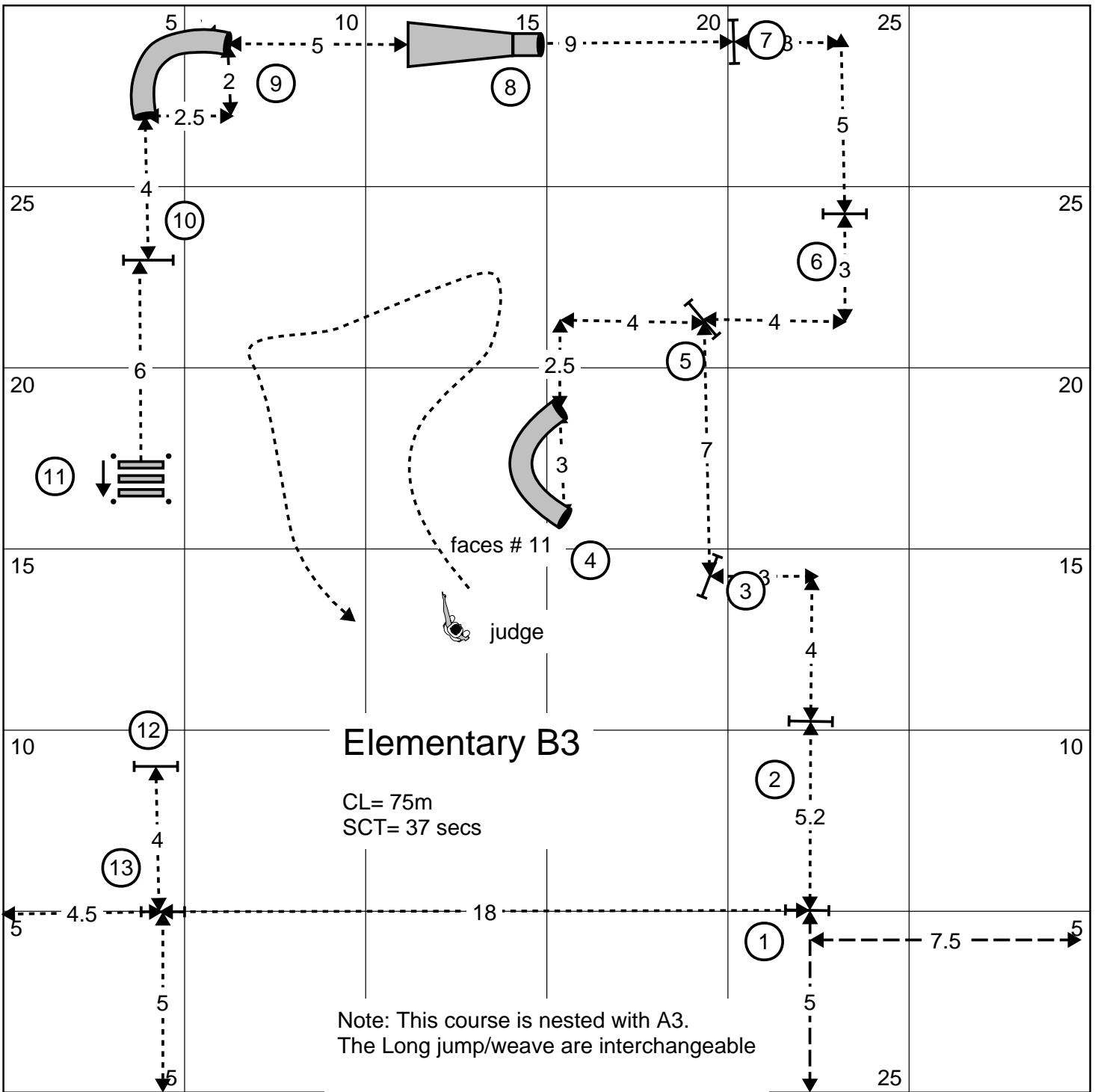


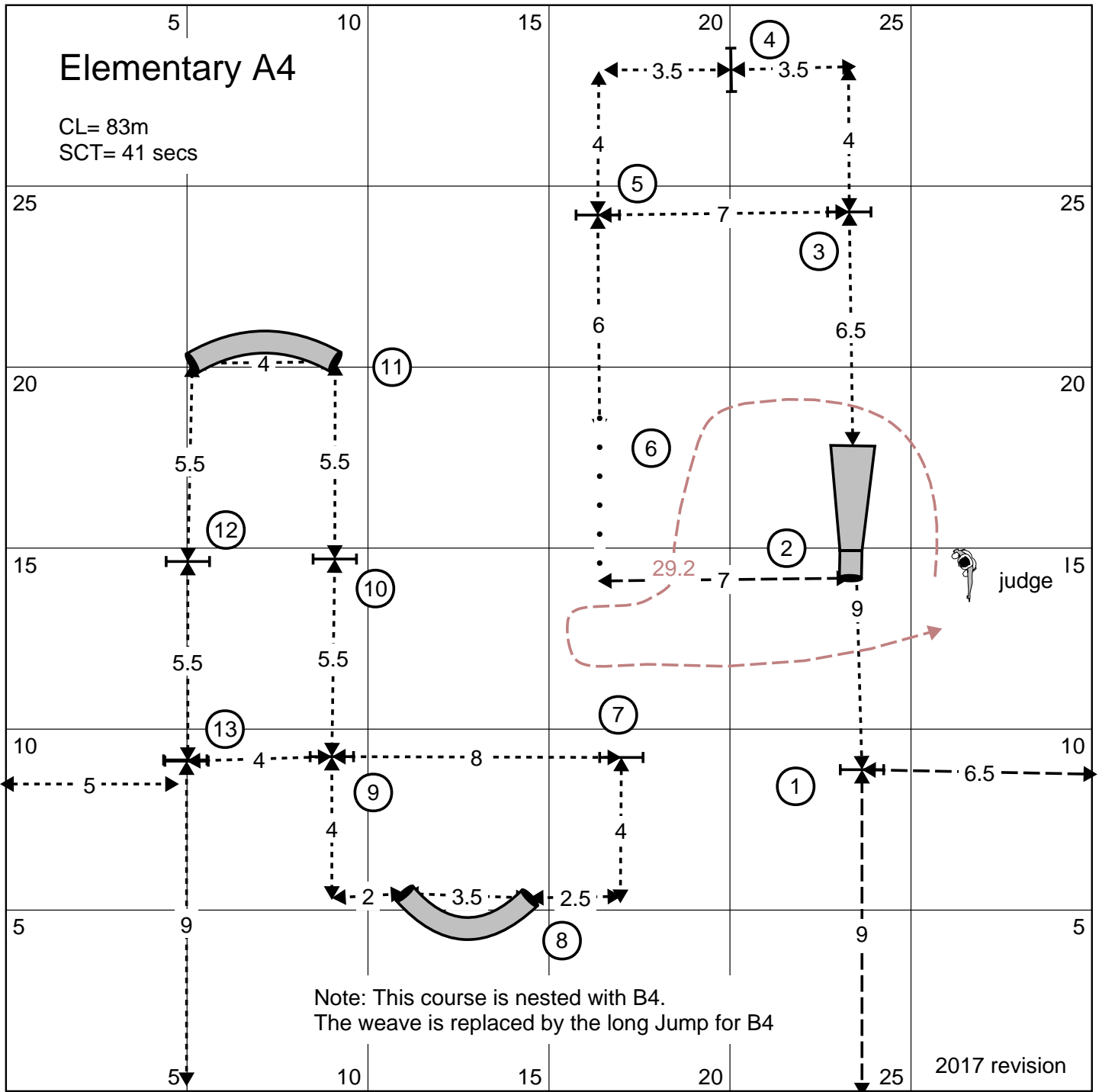












# Elementary B4

CL= 83m  
SCT= 41 secs

Note: This course is nested with A4.  
The weave/long Jump are interchangeable

